



香港城市大學  
City University of Hong Kong

專業 創新 胸懷全球  
Professional · Creative  
For The World

## CityU Scholars

### Toeplitz Jacobian method for nonlinear double-periodic excitations

Ge, T.; Leung, A. Y T

**Published in:**

Shock and Vibration

**Published:** 01/01/1997

**Document Version:**

Final Published version, also known as Publisher's PDF, Publisher's Final version or Version of Record

**License:**

CC BY

**Publication record in CityU Scholars:**

[Go to record](#)

**Published version (DOI):**

[10.1155/1997/320764](https://doi.org/10.1155/1997/320764)

**Publication details:**

Ge, T., & Leung, A. Y. T. (1997). Toeplitz Jacobian method for nonlinear double-periodic excitations. *Shock and Vibration*, 4(5-6), 351-359. <https://doi.org/10.1155/1997/320764>

**Citing this paper**

Please note that where the full-text provided on CityU Scholars is the Post-print version (also known as Accepted Author Manuscript, Peer-reviewed or Author Final version), it may differ from the Final Published version. When citing, ensure that you check and use the publisher's definitive version for pagination and other details.

**General rights**

Copyright for the publications made accessible via the CityU Scholars portal is retained by the author(s) and/or other copyright owners and it is a condition of accessing these publications that users recognise and abide by the legal requirements associated with these rights. Users may not further distribute the material or use it for any profit-making activity or commercial gain.

**Publisher permission**

Permission for previously published items are in accordance with publisher's copyright policies sourced from the SHERPA RoMEO database. Links to full text versions (either Published or Post-print) are only available if corresponding publishers allow open access.

**Take down policy**

Contact [lbscholars@cityu.edu.hk](mailto:lbscholars@cityu.edu.hk) if you believe that this document breaches copyright and provide us with details. We will remove access to the work immediately and investigate your claim.

T. Ge  
A.Y.T. Leung

School of Engineering, University of  
Manchester, M13 9PL, UK

---

# Toeplitz Jacobian Method for Nonlinear Double-Periodic Excitations

*The Toeplitz Jacobian matrix method is an efficient algorithm for computing the steady state solutions of nonlinear periodic vibration. In this paper, the method is generalized by using multiple time scales to double-periodic solutions in a multi-frequency excited system. The method is combined with a standard multi-dimensional FFT algorithm to accurately simulate the nonlinear oscillators with widely separated frequencies. The continuation technique can also be incorporated with the Newton–Raphson iteration to further increase its efficiency, and to achieve the complete frequency response characteristics.*

---

## INTRODUCTION

The prediction of quasi-periodic nonlinear vibration is important in the nonlinear engineering dynamics. Firstly, there is a number of applications including mechanical, electrical and electronic systems subjected to excitations with widely different oscillating periods. If the exciting frequencies are incommensurable, then the period of the solution will be too large to reveal the periodicity within a finite length of observation time. Secondly, routes to chaos through quasi-periodic motions have been intensively studied. The complete understanding of different motion patterns and their transition boundaries in the parameter space is essential for system design and control. The steady state analysis of a quasi-periodic system using direct numerical integration techniques such as Runge–Kutta algorithm, is difficult since the integration time step must be smaller than twice the smallest period while the number of iterations toward steady state is determined by the largest period in the system.

An alternative time domain simulation with the fixed-point algorithms (FPA) was developed, in which

a Poincaré map is often constructed by shooting techniques and the original flow of an  $n$ th-order continuous time system is compacted into an  $(n - 1)$ th-order discrete time system. Kaas-Petersen (1985) reformulated the problem of seeking quasi-periodic solutions of a forced system with two incommensurable forcing periods as a fixed point problem of the second-order Poincaré map. An interpolation technique was applied to locate a fixed point in the second-order Poincaré map. More recently, Ling (1991) presented a modified version of Kaas-Petersen's method (1985) for forced double-periodic systems by using analytical derivatives instead of the difference approximation and by using all iterative points in the interpolation rather than a few as in Kaas-Petersen's formulation. Although these algorithms are more efficient than direct numerical integration, especially in weakly damped nonlinear systems, they still require considerable computation time in the case of strongly nonlinear oscillation (Ushida and Chua, 1984). An alternative time-frequency hybrid nonlinear analysis method was proposed by Ushida and Chua (1984) and later modified by Kundert et al. (1988) together with least square

---

Received 10 October 1996; Revised 24 July 1997.

Shock and Vibration, Vol. 4, No. 5,6, pp. 351–359 (1997)  
ISSN 1070-9622/97/\$8.00 © 1997 IOS Press

approximation and generalized discrete Fourier transform techniques. These methods are more efficient for general multi-frequency excitations. However, since the least square technique has been involved in these multi-frequency methods, they need the numerical integration to obtain the initial conditions and have poor convergent rate near stability points.

An efficient way for obtaining quasi-periodic solutions is to exact the period for each individual frequency. The introduction of multiple time scales can provide a more straightforward description to quasi-periodic motions. Lau et al. (1983) use an incremental harmonic balance method with multiple time scales to obtain steady state quasi-periodic solution of a buckled beam, by approximating the solution in a finite trigonometric series and by balancing all terms having identical frequency components through Galerkin procedure. However, due to the limitation of enormous analytical work involved, the multiple time scales IHB method is quite difficult in general.

The method proposed in this paper is a natural development of our previous contribution. It is shown by Leung and Ge (1995) that the introduction of the Toeplitz Jacobian matrix into harmonic balance method enables us to obtain an efficient algorithm for nonlinear periodic vibration. The basic idea will be extended to a multi-frequency excited system with double periodicity.

**BASIC FORMULATION**

Consider a nonlinear oscillator governed by the equation

$$f\left(u, \frac{du}{dt}, \frac{d^2u}{dt^2}, \omega_1, \omega_2, t\right) \equiv \frac{d^2u}{dt^2} + N\left(u, \frac{du}{dt}, \omega_1, \omega_2, t\right) = 0 \quad (1)$$

where  $\omega_1 = 2\pi/T_1$ ,  $\omega_2 = 2\pi/T_2$ ;  $T_1, T_2$  are incommensurable periods existed in the quasi-periodic motion of the system. After applying a two-dimensional time transformation

$$\begin{cases} \tau_1 = \omega_1 t, & 0 \leq \tau_1 \leq 2\pi, \\ \tau_2 = \omega_2 t, & 0 \leq \tau_2 \leq 2\pi, \end{cases} \quad (2)$$

to Eq. (1), we can write the responses of the system in the form of

$$\begin{cases} u(t) = u(\tau_1, \tau_2), \\ \frac{du}{dt} = \omega_1 \frac{\partial u}{\partial \tau_1} + \omega_2 \frac{\partial u}{\partial \tau_2} = \omega_1 u'_1 + \omega_2 u'_2, \\ \frac{d^2u}{dt^2} = \omega_1^2 \frac{\partial^2 u}{\partial \tau_1^2} + 2\omega_1 \omega_2 \frac{\partial^2 u}{\partial \tau_1 \partial \tau_2} + \omega_2^2 \frac{\partial^2 u}{\partial \tau_2^2} \\ = \omega_1^2 u''_{11} + 2\omega_1 \omega_2 u''_{12} + \omega_2^2 u''_{22}. \end{cases} \quad (3)$$

The corresponding two-dimensional Fourier series expansion in complex exponential form is

$$\begin{pmatrix} u(\tau_1, \tau_2) \\ f(\tau_1, \tau_2) \end{pmatrix} = \sum_{k_1=-N_1}^{N_1} \sum_{k_2=-N_2}^{N_2} \begin{pmatrix} U_{k_1, k_2} \\ F_{k_1, k_2} \end{pmatrix} \times \exp[i(k_1 \tau_1 + k_2 \tau_2)], \quad (4)$$

where

$$\begin{pmatrix} U_{k_1, k_2} \\ F_{k_1, k_2} \end{pmatrix} = \frac{1}{4\pi^2} \int_0^{2\pi} d\tau_1 \int_0^{2\pi} d\tau_2 \cdot \begin{pmatrix} u(\tau_1, \tau_2) \\ f(\tau_1, \tau_2) \end{pmatrix} \times \exp[-i(k_1 \tau_1 + k_2 \tau_2)], \quad (5)$$

and  $N_1$  and  $N_2$  are the highest orders of harmonic terms in  $T_1$  and  $T_2$ , respectively. The discrete form of Eq. (5) can be achieved by sampling two continuous periods into  $M_1$  and  $M_2$  divisions with distinct uniformly spaced intervals  $\Delta_1 = 2\pi/M_1$  and  $\Delta_2 = 2\pi/M_2$ , such that

$$\begin{aligned} \tau_1 &= s_1 \Delta_1 \quad \text{and} \quad \tau_2 = s_2 \Delta_2, \\ s_1 &= 0, 1, 2, \dots, M_1 - 1; \\ s_2 &= 0, 1, 2, \dots, M_2 - 1, \end{aligned} \quad (6)$$

and

$$\begin{pmatrix} u(\tau_1, \tau_2) \\ f(\tau_1, \tau_2) \end{pmatrix} = \begin{pmatrix} u_{s_1, s_2} \\ f_{s_1, s_2} \end{pmatrix}.$$

Consequently, Eq. (5) can be represented by

$$\begin{aligned} \begin{pmatrix} U_{k_1, k_2} \\ F_{k_1, k_2} \end{pmatrix} &= \frac{1}{M_1 M_2} \sum_{s_1=0}^{M_1-1} \sum_{s_2=0}^{M_2-1} \begin{pmatrix} u_{s_1, s_2} \\ f_{s_1, s_2} \end{pmatrix} \\ &\times \exp\left[-i2\pi\left(\frac{k_1 s_1}{M_1} + \frac{k_2 s_2}{M_2}\right)\right], \\ k_1 &= -N_1, \dots, 0, \dots, N_1; \\ k_2 &= -N_2, \dots, 0, \dots, N_2. \end{aligned} \quad (7)$$

Similar to the case of the one-dimensional Fourier transform (Leung and Ge, 1995; Ge and Leung, 1995), the two-dimensional Fourier transform defined by

Eq. (7) can be exactly inverted to recover  $u_{s_1, s_2}$ . The inverse discrete Fourier transform (DFT) is

$$\begin{aligned} \begin{pmatrix} u_{s_1, s_2} \\ f_{s_1, s_2} \end{pmatrix} &= \sum_{k_1=-N_1}^{N_1} \sum_{k_2=-N_2}^{N_2} \begin{pmatrix} U_{k_1, k_2} \\ F_{k_1, k_2} \end{pmatrix} \\ &\times \exp \left[ i \left( \frac{k_1 s_1}{M_1} + \frac{k_2 s_2}{M_2} \right) \right], \\ s_1 &= 0, 1, 2, \dots, M_1 - 1; \\ s_2 &= 0, 1, 2, \dots, M_2 - 1. \end{aligned} \quad (8)$$

in which  $M_1 \geq 2N_1 + 1$ ,  $M_2 \geq 2N_2 + 1$  are required. For two dimensions, the upper limits of  $N_1$  and  $N_2$  on  $k_1$  and  $k_2$  limit the maximum frequencies (*Nyquist frequencies*) of the orthogonal functions in the series expansion,

$$\Omega_1 = \frac{1}{2\Delta_1}, \quad \Omega_2 = \frac{1}{2\Delta_2} \text{ cycles/interval.} \quad (9)$$

Consider components in the  $\tau_1$  direction, to which the subscript  $k_1$  relates, by virtue of Eq. (7) and Eq. (8). For the case  $N_1 \leq k_1 \leq 2N_1 - 1$ , the frequency coefficients  $\{U_{k_1, k_2}, F_{k_1, k_2}\}^T$  are related to values in range  $0 \leq k_1 \leq N_1$ . The value  $k_1 = N_1$  corresponds to a frequency given by

$$\frac{k_1}{T_1} = \frac{N_1}{M_1 \Delta_1} \leq \frac{1}{2\Delta_1} = \Omega_1. \quad (10)$$

Similarly, in the  $\tau_2$  direction, it gives

$$\frac{k_2}{T_2} = \frac{N_2}{M_2 \Delta_2} \leq \frac{1}{2\Delta_2} = \Omega_2. \quad (11)$$

In case the system response array  $\{u_{s_1, s_2}, f_{s_1, s_2}\}^T$  includes components with frequencies above the *Nyquist frequencies* in Eq. (9), then these components introduce errors by folding the corresponding values of  $\{U_{k_1, k_2}, F_{k_1, k_2}\}^T$  to the frequencies below the Nyquist frequencies.

Assume that the current state of vibration is represented by  $u, \omega_1, \omega_2$  and the corresponding increments are  $\Delta u, \Delta \omega_1, \Delta \omega_2$ . Then a neighboring state can be written as

$$\tilde{u} = u \Delta u, \quad \tilde{\omega}_1 = \omega_1 + \Delta \omega_1, \quad \tilde{\omega}_2 = \omega_2 + \Delta \omega_2. \quad (12)$$

Inserting Eq. (12) into Eq. (1) and neglecting all the terms containing higher order increments, we have the resulting homogeneous incremental equation

$$\begin{aligned} &\omega_1^2 \Delta u''_{11} + 2\omega_1 \omega_2 \Delta u''_{12} + \omega_2^2 \Delta u''_{22} \\ &+ \alpha(\omega_1 \Delta u'_1 + \omega_2 \Delta u'_2) + \beta \Delta u \\ &= r - \psi_1 \Delta \omega_1 - \psi_2 \Delta \omega_2 \end{aligned} \quad (13)$$

where  $r$  is a residual term

$$\begin{aligned} r &= -[\omega_1^2 u''_{11} + 2\omega_1 \omega_2 u''_{12} + \omega_2^2 u''_{22} \\ &+ N(u, u'_1, u'_2, \omega_1, \omega_2, \tau_1, \tau_2)] \end{aligned} \quad (14)$$

and the parametric functions  $\alpha, \beta, \psi_1, \psi_2$  are also given at the state  $\{u, \omega_1, \omega_2\}$  by

$$\begin{aligned} \alpha &= \frac{\partial N}{\partial \tilde{u}}, \quad \beta = \frac{\partial N}{\partial u}, \\ \psi_1 &= 2\omega_1 u''_{11} + 2\omega_2 u''_{12} + \frac{\partial N}{\partial \omega_1}, \\ \psi_2 &= 2\omega_2 u''_{22} + 2\omega_1 u''_{12} + \frac{\partial N}{\partial \omega_2}, \end{aligned} \quad (15)$$

respectively. It is obvious that  $r$  will vanish if the current solution is exact. In numerical analysis, the residual term in Eq. (13) is very important as it ensures the Newton–Raphson iteration converging to a correct solution.

Substitutions of

$$\begin{aligned} \begin{pmatrix} u'_1 \\ \Delta u'_1 \end{pmatrix} &= i \sum_{k_1=-N_1}^{N_1} \sum_{k_2=-N_2}^{N_2} k_1 \begin{pmatrix} U_{k_1, k_2} \\ \Delta U_{k_1, k_2} \end{pmatrix} \\ &\times \exp \left[ i \left( \frac{k_1 s_1}{M_1} + \frac{k_2 s_2}{M_2} \right) \right], \\ \begin{pmatrix} u'_2 \\ \Delta u'_2 \end{pmatrix} &= i \sum_{k_1=-N_1}^{N_1} \sum_{k_2=-N_2}^{N_2} k_2 \begin{pmatrix} U_{k_1, k_2} \\ \Delta U_{k_1, k_2} \end{pmatrix} \\ &\times \exp \left[ i \left( \frac{k_1 s_1}{M_1} + \frac{k_2 s_2}{M_2} \right) \right], \end{aligned} \quad (16)$$

and

$$\begin{aligned} \begin{pmatrix} u''_{11} \\ \Delta u''_{11} \end{pmatrix} &= - \sum_{k_1=-N_1}^{N_1} \sum_{k_2=-N_2}^{N_2} k_1^2 \begin{pmatrix} U_{k_1, k_2} \\ \Delta U_{k_1, k_2} \end{pmatrix} \\ &\times \exp \left[ i \left( \frac{k_1 s_1}{M_1} + \frac{k_2 s_2}{M_2} \right) \right], \\ \begin{pmatrix} u''_{22} \\ \Delta u''_{22} \end{pmatrix} &= - \sum_{k_1=-N_1}^{N_1} \sum_{k_2=-N_2}^{N_2} k_2^2 \begin{pmatrix} U_{k_1, k_2} \\ \Delta U_{k_1, k_2} \end{pmatrix} \\ &\times \exp \left[ i \left( \frac{k_1 s_1}{M_1} + \frac{k_2 s_2}{M_2} \right) \right], \\ \begin{pmatrix} u''_{12} \\ \Delta u''_{12} \end{pmatrix} &= - \sum_{k_1=-N_1}^{N_1} \sum_{k_2=-N_2}^{N_2} k_1 k_2 \begin{pmatrix} U_{k_1, k_2} \\ \Delta U_{k_1, k_2} \end{pmatrix} \\ &\times \exp \left[ i \left( \frac{k_1 s_1}{M_1} + \frac{k_2 s_2}{M_2} \right) \right] \end{aligned} \quad (17)$$

into Eq. (13) yields

$$\begin{aligned} & \sum_{k_1=-N_1}^{N_1} \sum_{k_2=-N_2}^{N_2} \left\{ [\beta_{s_1, s_2} - (k_1^2 \omega_1^2 + 2k_1 k_2 \omega_1 \omega_2 + k_2^2 \omega_2^2) \right. \\ & \quad \left. + i(k_1 \omega_1 + k_2 \omega_2) \alpha_{s_1, s_2}] \right. \\ & \quad \left. \times \Delta U_{k_1, k_2} \exp \left[ i2\pi \left( \frac{k_1 s_1}{M_1} + \frac{k_2 s_2}{M_2} \right) \right] \right\} \\ & = r_{s_1, s_2} + \psi_{1s_1, s_2} \Delta \omega_1 + \psi_{2s_1, s_2} \Delta \omega_2. \end{aligned} \quad (18)$$

After performing the inverse DFT to Eq. (18), we obtain

$$\begin{aligned} & \sum_{s_1=0}^{M_1-1} \sum_{s_2=0}^{M_2-1} \sum_{k_1=-N_1}^{N_1} \sum_{k_2=-N_2}^{N_2} \left\{ [\beta_{s_1, s_2} - (k_1^2 \omega_1^2 \right. \\ & \quad \left. + 2k_1 k_2 \omega_1 \omega_2 + k_2^2 \omega_2^2) + i(k_1 \omega_1 + k_2 \omega_2) \alpha_{s_1, s_2}] \right. \\ & \quad \left. \times \Delta U_{k_1, k_2} \exp \left[ -i2\pi \left( \frac{s_1(l_1 - k_1)}{M_1} + \frac{s_2(l_2 - k_2)}{M_2} \right) \right] \right\} \\ & = \sum_{s_1=0}^{M_1-1} \sum_{s_2=0}^{M_2-1} r_{s_1, s_2} \exp \left[ -i2\pi \left( \frac{s_1 l_1}{M_1} + \frac{s_2 l_2}{M_2} \right) \right] \\ & \quad + \Delta \omega_1 \sum_{s_1=0}^{M_1-1} \sum_{s_2=0}^{M_2-1} \psi_{1s_1, s_2} \exp \left[ -i2\pi \left( \frac{s_1 l_1}{M_1} + \frac{s_2 l_2}{M_2} \right) \right] \\ & \quad + \Delta \omega_2 \sum_{s_1=0}^{M_1-1} \sum_{s_2=0}^{M_2-1} \psi_{2s_1, s_2} \exp \left[ -i2\pi \left( \frac{s_1 l_1}{M_1} + \frac{s_2 l_2}{M_2} \right) \right] \\ & = R_{l_1 l_2} + \Delta \omega_1 \Psi_{1l_1 l_2} + \Delta \omega_2 \Psi_{2l_1 l_2}, \\ & \quad l_1 = -N_1, \dots, 0, \dots, N_1, \\ & \quad l_2 = -N_2, \dots, 0, \dots, N_2. \end{aligned} \quad (19)$$

Similar to Eq. (11), Eq. (19) can also be equivalently expressed in a matrix form as

$$\mathbf{J} \cdot \Delta \mathbf{U} = \mathbf{R} + \Delta \omega_1 \vec{\Psi}_1 + \Delta \omega_2 \vec{\Psi}_2 \quad (20)$$

where  $\Delta \mathbf{U} = \{\Delta U_{k_1, k_2}\}$  is the unknown vector of the incremental equation;  $\mathbf{R} = \{R_{l_1, l_2}\}$ ,  $\vec{\Psi}_1 = \{\Psi_{1l_1, l_2}\}$  and  $\vec{\Psi}_2 = \{\Psi_{2l_1, l_2}\}$  are evaluated by the two-dimensional inverse FFT.  $\mathbf{J} = [J_{l_1, l_2, k_1, k_2}]$  is the Jacobian matrix which is obtained efficiently by the two-dimensional Toeplitz matrix formulations,

$$\begin{aligned} J_{l_1, l_2, k_1, k_2} & = B_{l_1 - k_1, l_2 - k_2} \\ & - (k_1^2 \omega_1^2 + 2k_1 k_2 \omega_1 \omega_2 + k_2^2 \omega_2^2) \delta_{l_1 - k_1, l_2 - k_2} \\ & + i(k_1 \omega_1 + k_2 \omega_2) A_{l_1 - k_1, l_2 - k_2} \end{aligned} \quad (21)$$

in which  $A_{l_1 - k_1, l_2 - k_2}$ ,  $B_{l_1 - k_1, l_2 - k_2}$  correspond to the Toeplitz matrices  $\mathbf{A}$ ,  $\mathbf{B}$ , respectively,

$$\begin{aligned} A_{p, q} & = \sum_{s_1=0}^{M_1-1} \sum_{s_2=0}^{M_2-1} \alpha_{s_1, s_2} \exp \left[ -i2\pi \left( \frac{p s_1}{M_1} + \frac{q s_2}{M_2} \right) \right], \\ B_{p, q} & = \sum_{s_1=0}^{M_1-1} \sum_{s_2=0}^{M_2-1} \beta_{s_1, s_2} \exp \left[ -i2\pi \left( \frac{p s_1}{M_1} + \frac{q s_2}{M_2} \right) \right], \end{aligned} \quad (22)$$

and

$$\begin{aligned} p & = \text{mod} \left( \frac{M_1 + l_1 - k_1}{M_1} \right), \\ q & = \text{mod} \left( \frac{M_2 + l_2 - k_2}{M_2} \right); \end{aligned}$$

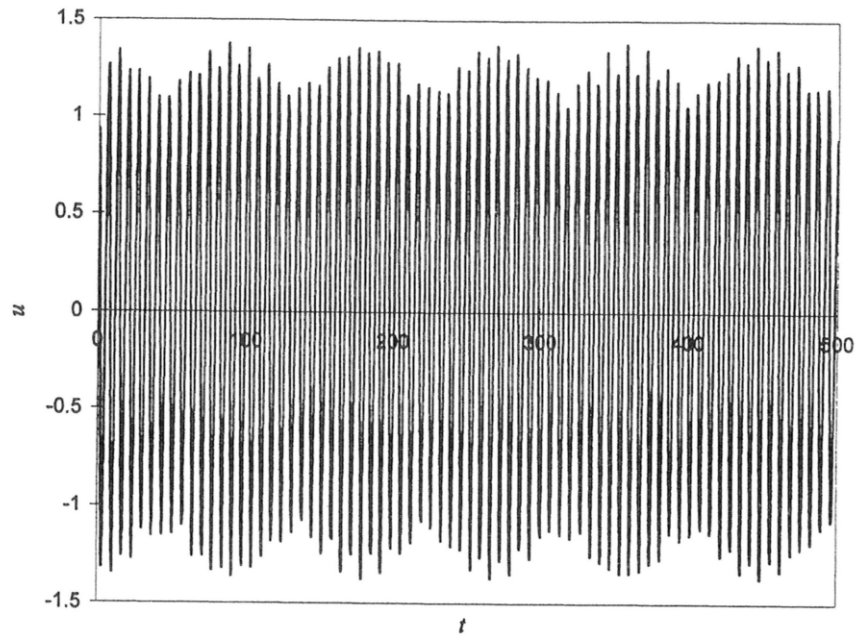
$\delta$  denotes the Kronecker function

$$\delta_{l_1 - k_1, l_2 - k_2} = \begin{cases} 1 & \text{if } l_1 = k_1 \text{ and } l_2 = k_2, \\ 0 & \text{otherwise.} \end{cases} \quad (23)$$

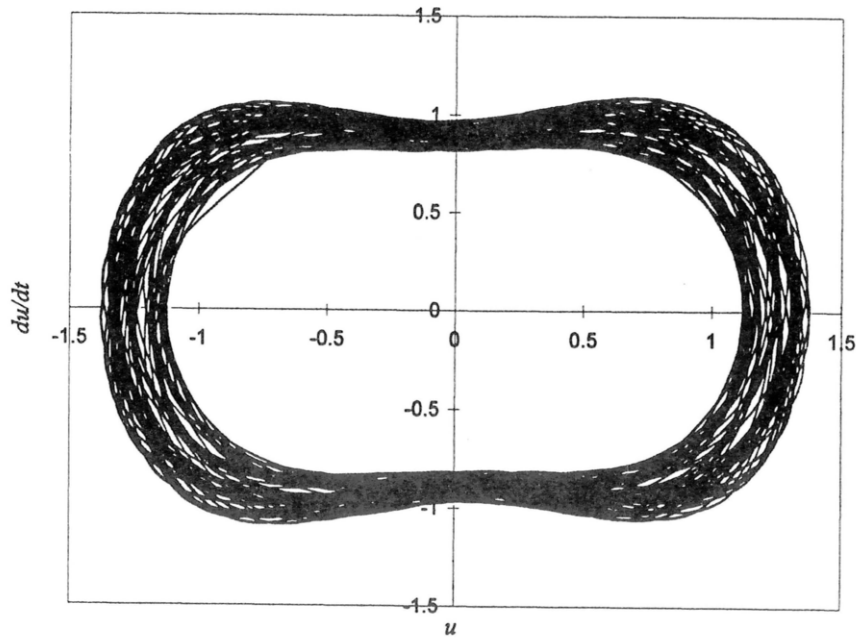
The Toeplitz Jacobian formulations of Eq. (20) to Eq. (23) are also valid in trigonometric forms. Instead of Eq. (4), we can construct the system functions and its solution in the form of

$$\begin{aligned} \begin{Bmatrix} u_{s_1, s_2} \\ f_{s_1, s_2} \end{Bmatrix} & = \frac{1}{2} \begin{Bmatrix} X_{0,0} \\ C_{0,0} \end{Bmatrix} \\ & + \sum_{k_2=1}^{N_2} \left\{ \begin{Bmatrix} X_{0, k_2} \\ C_{0, k_2} \end{Bmatrix} \cos \left[ 2\pi \left( \frac{k_2 s_2}{M_2} \right) \right] \right. \\ & \quad \left. + \begin{Bmatrix} Y_{0, k_2} \\ D_{0, k_2} \end{Bmatrix} \sin \left[ 2\pi \left( \frac{k_2 s_2}{M_2} \right) \right] \right\} \\ & + \sum_{k_1=1}^{N_1} \sum_{k_2=-N_2}^{N_2} \left\{ \begin{Bmatrix} X_{k_1, k_2} \\ C_{k_1, k_2} \end{Bmatrix} \right. \\ & \quad \times \cos \left[ 2\pi \left( \frac{k_1 s_1}{M_1} + \frac{k_2 s_2}{M_2} \right) \right] \\ & \quad \left. + \begin{Bmatrix} Y_{k_1, k_2} \\ D_{k_1, k_2} \end{Bmatrix} \sin \left[ 2\pi \left( \frac{k_1 s_1}{M_1} + \frac{k_2 s_2}{M_2} \right) \right] \right\}, \\ & s_1 = 0, 1, 2, \dots, M_1 - 1; \\ & s_2 = 0, 1, 2, \dots, M_2 - 1. \end{aligned} \quad (24)$$

It should be noted that the symmetry properties of  $U_{k_1, k_2}$  in Eq. (4) permit the negative integers of  $k_1$  removed in the expansion of Eq. (24) without loss of information. Thus the number of frequency components has been reduced and the possible linear dependence existing in the basis functions can be removed. More-



(a) Time history



(b) Phase diagram

FIGURE 1  $\lambda = 0.93, \omega_1 = 1.5$ .

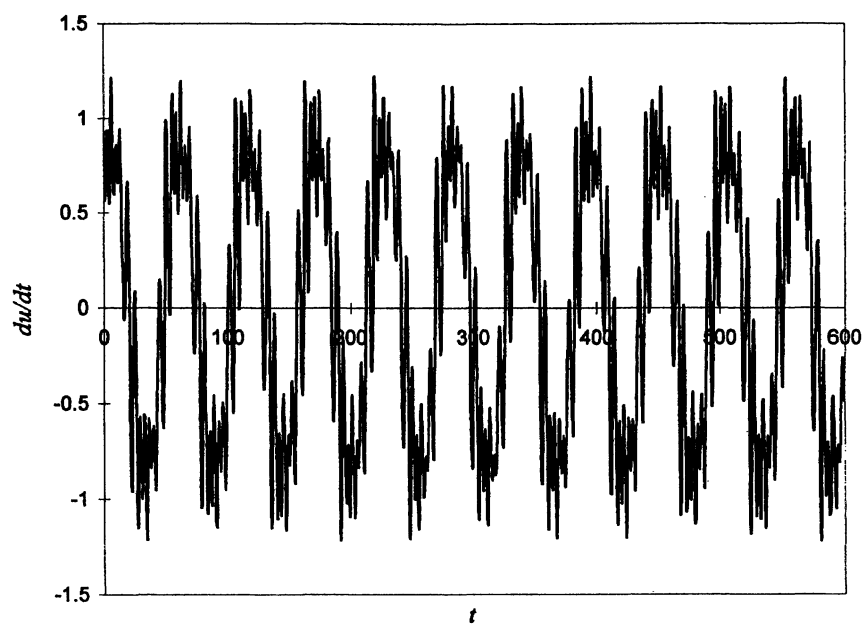
over, together with the identities

$$\begin{cases} C_{k_1, k_2} = F_{k_1, k_2} + F_{-k_1, -k_2} \\ D_{k_1, k_2} = i(F_{k_1, k_2} - F_{-k_1, -k_2}) \\ U_{k_1, k_2} = \frac{1}{2}(X_{k_1, k_2} - iX_{k_1, k_2}) \\ U_{-k_1, -k_2} = \frac{1}{2}(X_{k_1, k_2} + iX_{k_1, k_2}) \end{cases} \quad (25)$$

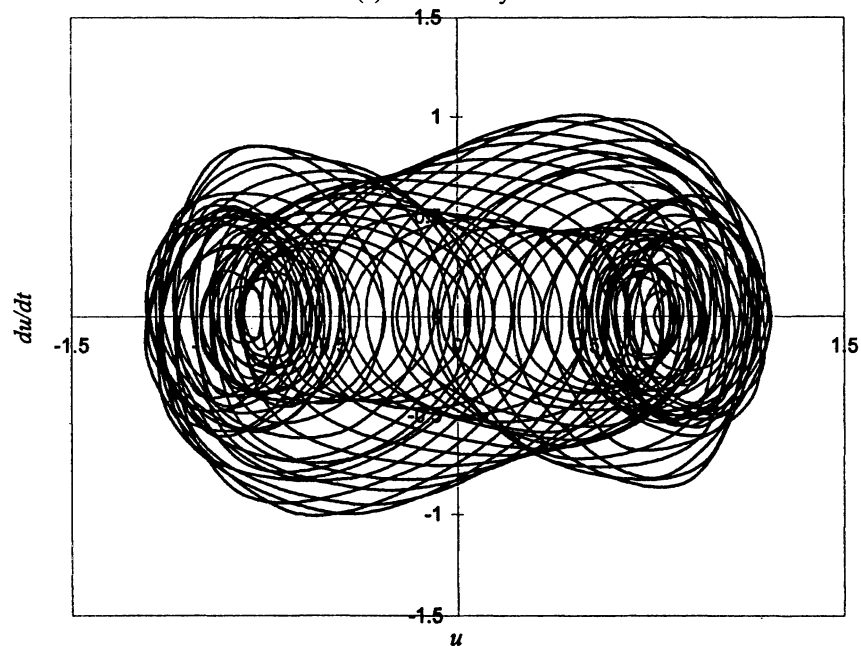
and the chain rule of differentiation, we obtain the

transformation matrix for the trigonometric forms of TJM formulation,

$$\begin{Bmatrix} \partial C_{l_1, l_2} / \partial X_{k_1, k_2} \\ \partial C_{l_1, l_2} / \partial Y_{k_1, k_2} \\ \partial D_{l_1, l_2} / \partial X_{k_1, k_2} \\ \partial D_{l_1, l_2} / \partial Y_{k_1, k_2} \end{Bmatrix} = \frac{1}{2} \begin{bmatrix} 1 & 1 & 1 & 1 \\ -i & i & -i & i \\ i & i & -i & -i \\ 1 & -1 & -1 & 1 \end{bmatrix}$$



(a) Time history



(b) Phase diagram

FIGURE 2  $\lambda = 0.113, \omega_1 = 1.5$ .

$$\times \left\{ \begin{array}{l} J_{l_1, l_2, k_1, k_2} \\ J_{l_1, l_2, -k_1, -k_2} \\ J_{-l_1, -l_2, k_1, k_2} \\ J_{-l_1, -l_2, -k_1, -k_2} \end{array} \right\},$$

$$l_1, k_1 = 0, 1, \dots, N_1;$$

$$l_2, k_2 = -N_2, \dots, 0, \dots, N_2. \quad (26)$$

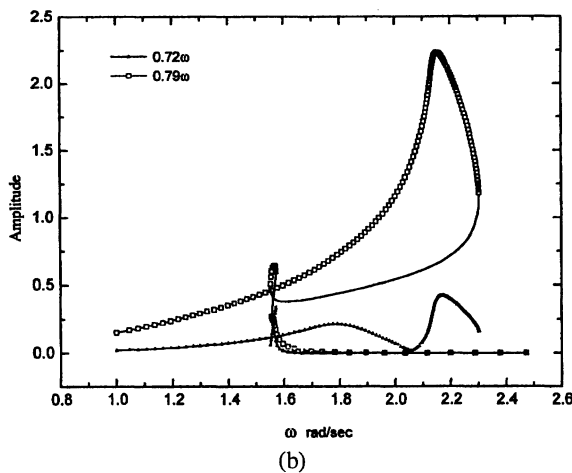
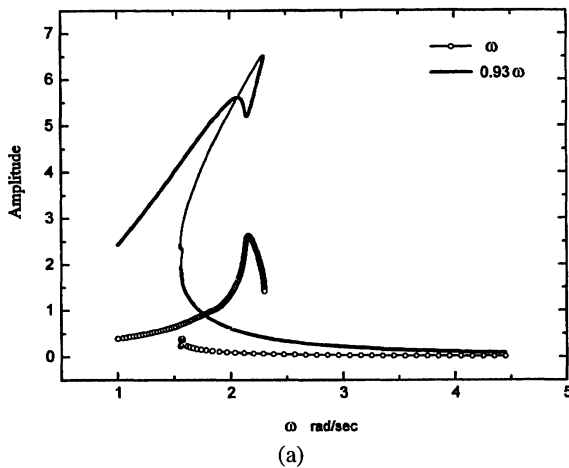
### EXAMPLE OF APPLICATION

In order to show the advantage of the proposed algorithm, we consider a nonlinear Duffing's equation subjected to two-frequency excitations,

$$\begin{aligned} \ddot{u} + 0.1\dot{u} + u + u^3 \\ = 0.3 \cos \omega_1 t + 1.5 \cos \omega_2 t. \end{aligned} \quad (27)$$

**Table 1. List of the Generalized Harmonic Terms**

| Harmonic terms | Case 1 ( $\omega_1 = \omega, \omega_2 = 0.93\omega$ ) |       |                             | Case 2 ( $\omega_1 = \omega, \omega_2 = 0.113\omega$ ) |       |                             |
|----------------|---|-------|-----------------------------|--|-------|-----------------------------|
|                | $k_1$   | $k_2$ | $k_1\omega_1 + k_2\omega_2$ | $k_1$  | $k_2$ | $k_1\omega_1 + k_2\omega_2$ |
| 1              | -4  | 5     | $0.65\omega$                | 0  | 1     | $0.113\omega$               |
| 2              | -3  | 4     | $0.72\omega$                | 1  | -6    | $0.322\omega$               |
| 3              | -2  | 3     | $0.79\omega$                | 0  | 3     | $0.339\omega$               |
| 4              | -1  | 2     | $0.86\omega$                | 1  | -4    | $0.548\omega$               |
| 5              | 0   | 1     | $0.93\omega$                | 0  | 5     | $0.565\omega$               |
| 6              | 1   | 0     | $\omega$                    | 1  | -2    | $0.774\omega$               |
| 7              | 2   | -1    | $1.07\omega$                | 1  | 0     | $\omega$                    |
| 8              | 3   | -2    | $1.14\omega$                | 1  | 2     | $1.226\omega$               |
| 9              | 4   | -3    | $1.21\omega$                | 2  | -5    | $1.435\omega$               |
| 10             | 5   | -4    | $1.28\omega$                | 1  | 4     | $1.452\omega$               |
| 11             | -2  | 5     | $2.65\omega$                | 2  | -3    | $1.661\omega$               |
| 12             | -1  | 4     | $2.72\omega$                | 1  | 6     | $1.678\omega$               |
| 13             | 0   | 3     | $2.79\omega$                | 2  | -1    | $1.887\omega$               |
| 14             | 1   | 2     | $2.86\omega$                | 2  | 1     | $2.113\omega$               |
| 15             | 2   | 1     | $2.93\omega$                | 2  | 3     | $2.339\omega$               |
| 16             | 3   | 0     | $3\omega$                   | 2  | 5     | $2.565\omega$               |



**FIGURE 3** Frequency response characteristics ( $\lambda = 0.93, \omega = \omega_1$ ).

The corresponding incremental equation is

$$\begin{aligned} &\omega_1^2 (\Delta u''_{11} + 2\lambda \Delta u''_{12} + \lambda^2 \Delta u''_{22}) \\ &+ 0.1\omega_1 (\Delta u'_1 + \lambda \Delta u'_2) \\ &+ (1 + 3u^2) \Delta u = r - \psi \Delta \omega_1 \end{aligned} \quad (28)$$

where  $\lambda = \omega_2/\omega_1$  is assumed to be nearly incommensurable,

$$\begin{aligned} r &= \omega_1^2 (u''_{11} + 2\lambda u''_{12} + \lambda^2 u''_{22}) \\ &+ 0.1\omega_1 (\Delta u'_1 + \lambda \Delta u'_2) \\ &+ u + u^3 - 0.3 \cos \omega_1 t - 1.5 \cos \lambda \omega_1 t, \\ \psi &= 2\omega_1 (u''_{11} + \lambda^2 u''_{22}) \\ &+ 4\lambda \omega_1 u''_{12} + 0.1 (u'_1 + \lambda u'_2). \end{aligned} \quad (29)$$

The computations are performed for the cases: (1)  $\lambda = 0.93$  and (2)  $\lambda = 0.113$ . Figure 1(a,b) and Fig. 2(a,b) show the exemplified portraits of time history and phase diagram of quasi-periodic motion for Case 1 and Case 2, respectively. It may be necessary to prescribe the *Nyquist frequencies* beforehand for  $\tau_1, \tau_2$ , respectively. According to the magnitudes of  $\lambda$ , we define  $N_1 = N_2 = 5$  and  $\Omega_1 = 6\omega_1$  for the first case and  $N_1 = 2, N_2 = 6$  and  $\Omega_1 = 6\omega_1$  for the second case. The resulting generalized harmonic components are listed in the Table 1. The frequency response characteristics are presented individually in Fig. 3(a,b) and Fig. 4(a,b,c) where both the difference and the summation type of resonance are found in addition to two primary resonances near the frequency  $\omega = 2$ . It is



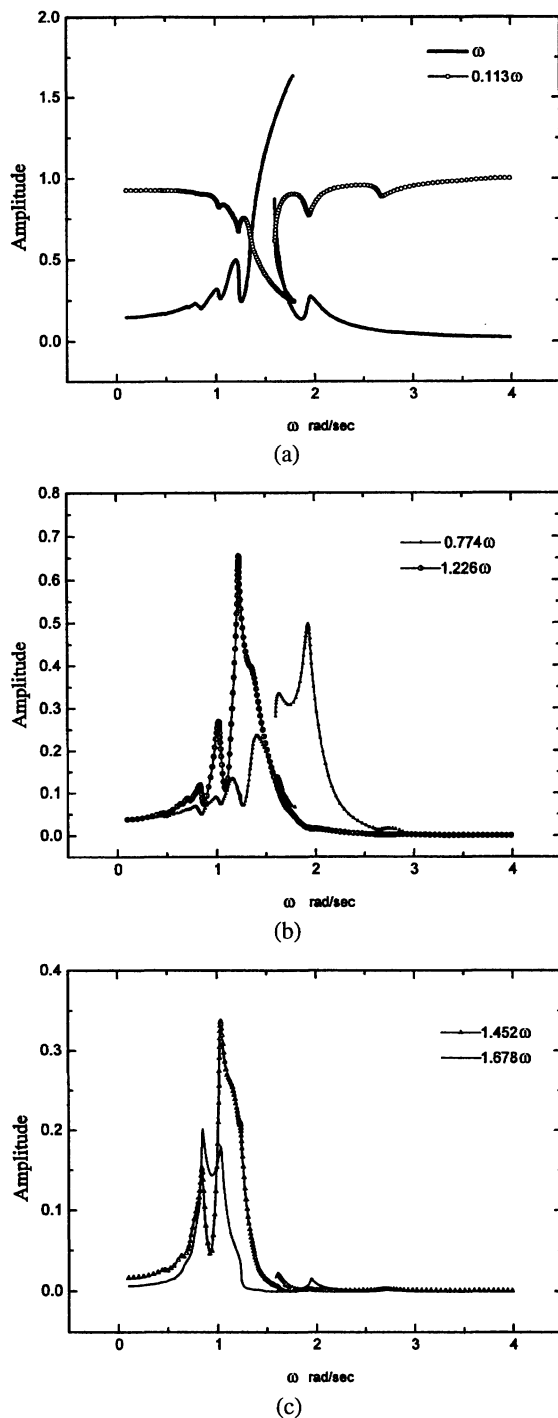


FIGURE 4 Frequency response characteristics ( $\lambda = 0.113, \omega = \omega_1$ ).

seen from Fig. 3(a,b) when two exciting frequencies are close to each other ( $\omega_1 = \omega, \omega_2 = 0.93\omega$ ), the largest difference component in response is

$$0.79\omega = (-2 + 3 \times 0.93)\omega$$

rather than

$$0.86\omega = (-1 + 2 \times 0.93)\omega$$

given in the least square harmonic analysis (Ushida and Chua, 1984). On the other hand, the largest difference and summation components in the system excited by two sparsely distributed exciting frequencies ( $\omega_1 = \omega, \omega_2 = 0.113\omega$ ) are illustrated in Fig. 4(b) to be

$$0.774\omega = (1 - 2 \times 0.113)\omega,$$

$$1.226\omega = (1 + 2 \times 0.113)\omega$$

and in Fig. 4(c) to be

$$1.452\omega = (1 + 4 \times 0.113)\omega,$$

$$1.678\omega = (1 + 6 \times 0.113)\omega,$$

respectively. The indeterminacy of combinational resonances in solutions suggests the importance of the completeness of basis functions. The dot lines in Fig. 3 and Fig. 4 represent the unstable solution resulting from the occurrence of fold bifurcations.





The nonlinear oscillator does possess periodic solution but its period is too large to be handled by any normal method of harmonic balance. On the contrary, the current method could be very efficient since it produces an analytical Toeplitz Jacobian matrix for the Newton–Raphson iteration. In the numerical computations, it significantly reduces the number of multiplications and provides a compatible way to incorporate the continuations to pass through the stability and bifurcation point. It is worth mentioning that although Ushida and Chua (1984) and Kundert et al. (1988) studied examples of an almost periodic circuit using various least-square methods of harmonic balance, their method is inapplicable in the neighborhood of the stability point. Therefore, they cannot obtain the complete frequency response characteristics.

### CONCLUSIONS

The Toeplitz Jacobian matrix method is an efficient algorithm for computing the steady state solutions of nonlinear periodic vibration. In this paper, the method is generalized with multiple time scales to double-periodic solutions in a multi-frequency excited system. The method is combined with a standard multi-dimensional FFT algorithm to accurately simulate the nonlinear oscillators with widely separated frequencies. The continuation technique can also be incorporated with the Newton–Raphson iteration to further increase its efficiency, and to achieve the complete frequency response characteristics.

## REFERENCES

- Ge, T., and Leung, A. Y. T., 1995, "A Toeplitz Jacobian matrix/fast Fourier transformation method for steady-state analysis of discontinuous oscillators," *Shock and Vibration*, Vol. 2, pp. 205–218.
- Kaas-Petersen, C., 1985, "Computation of quasi-periodic solutions of forced dissipative systems," *J. of Computational Phys.*, Vol. 58, pp. 395–403.
- Kundert, K. S., Sorkin, G. B., and Alberto, S. V., 1988, "Applying harmonic balance to almost periodic circuits," *IEEE Trans. Microwave Theory Tech.*, Vol. MTT-36, pp. 366–378.
- Lau, S. L., Cheung, Y. K., and Wu, S. Y., 1983, "Incremental harmonic balance method with multiple time scales for aperiodic vibration of nonlinear systems," *ASME J. of Applied Mechanics*, Vol. 49, pp. 849–853.
- Leung, A. Y. T., and Ge, T., 1995, "Toeplitz Jacobian matrix for nonlinear periodic vibration," *ASME J. of Applied Mechanics*, Vol. 62, pp. 709–717.
- Ling, F. H., 1991, "Quasi-periodic solutions calculated with the simple shooting technique," *J. of Sound and Vibration*, Vol. 144, pp. 293–304.
- Ushida, A., and Chua, L. O., 1984, "Frequency-domain analysis of nonlinear circuits driven by multi-ton signals," *IEEE Trans. Circuits Syst.*, Vol. CAS-31, pp. 766–778.



**Hindawi**

Submit your manuscripts at  
<http://www.hindawi.com>

